



SMART MANAGEMENT


- Feature-rich Online Monitoring via App or OLED Display
- Automatic Firmware Updates
- Warning Alarms

EFFICIENT

- Highly Efficient: >95% RTE (Round Trip Efficiency)
- 100% DOD (Depth of Discharge)
- 500,000 Cell Life Cycles

SAFE & RELIABLE

- Wide Operating Temperature Range
- Deployable in Various Environments including High Altitudes
- No Thermal Runaway Risk





PERFORMANCE SPECIFICATIONS

DC Energy	10 kWh
Voltage Range	43.2Vdc to 60.8Vdc
DC Voltage (Nominal)	48Vdc
Internal Resistance	< 4 milli Ohms

CELL SPECIFICATIONS

Technology	Encapsulated Cell
Nominal Cell Voltage	6.4 ~6.6Vdc / Cell (Encapsulated) 1/2 + 0.12V Envelope

CHARGE CHARACTERISTICS


Maximum Continuous Charge Current	200A (~1C)
Charging Method	CC/CP/VP

DISCHARGE SPECIFICATIONS

Maximum Continuous Discharge Current	300A (~1,5C)
Discharging Method	CC/CP/CV

EN-CONNECT SOFTWARE

Module Monitoring	Total Voltage, Individual Cell Voltage, Current, Temperatures, SOC and Energy Consumed
Operating Temperature Range	-30°C~ +70°C (See Fig.1: Temperature Specifications)
Operating Humidity	Non-Condensing





MECHANICAL SPECIFICATIONS


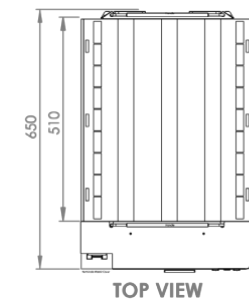
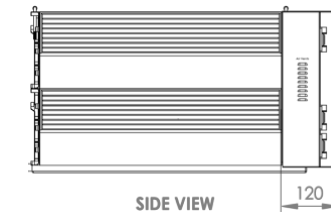
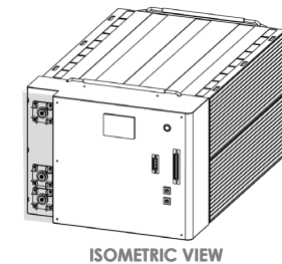
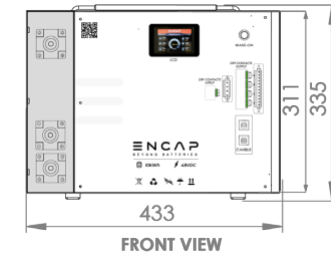
Dimensions ¹	433 x 335 x 650
Weight (kg)	120
Module Casing Material	GI Powdered
Terminal Type	300A Terminal Post

SMART FEATURES

OLED Display	Monitor Module
Communication	WIFI / CANBUS / Bluetooth
Alarm	Buzzer alarm in the event of Over/under-Voltage, Over- Current, Over Temperature
Dry Contacts Output	Four programmable Dry Contacts
Dry Contacts Input	24Vdc three digital input with isolated ground

SAFETY PERFORMANCE

Short Circuit Protection	Electronic Switching, Terminal Cut-off
Over/under Voltage	Electronic Switching, Terminal Cut-off
Over Current	Electronic Switching, Terminal Cut-off
Over Temperature	Electronic Switching, Terminal Cut-off





SERVICE LIFE

Cells Protected Cycle Life ²	500,000 cycles
Cells Projected Calendar Life ³	25 years
Module Projected Shelf Life ⁴	10 years
Warehousing	Can be stored at any SOC without affecting cycle life

PRECAUTIONS

Alarm	In case of alarm, immediately rectify/attend to the cause of the alarm
Physical Damage	In case the Module is physically damaged due to any event, do not install and energize the Module under any circumstances and contact your Reseller or After Sales Support.
Short Circuit	Ensure precautions to prevent short-circuit under all circumstances.
Galvanic Isolation	When connecting to external devices ensure that galvanic isolation of the external device(s) does not exceed 1000V
Series Connection	All Modules must be at 100% SOC before connecting in series. Do not connect in series without controller.
Parallel Connection	All Modules must be at 100% SOC before connecting in parallel. There is no limit on the number of Modules that can be connected in parallel.

Notes


¹Product Dimensions are for reference only and may change without notice.

²Projected life of encapsulated cells.

³Projected Calendar life of encapsulated cells from the date of first operation.

⁴Shelf life is the life of the Module (in years) from the date it is manufactured to the time it is first operated.

- Additional terms and conditions, including a limited warranty, will apply at the time of purchase.
- For critical applications, please contact your Reseller or After Sales Support.





TEMPERATURE SPECIFICATIONS

TEMPERATURE SPECIFICATIONS

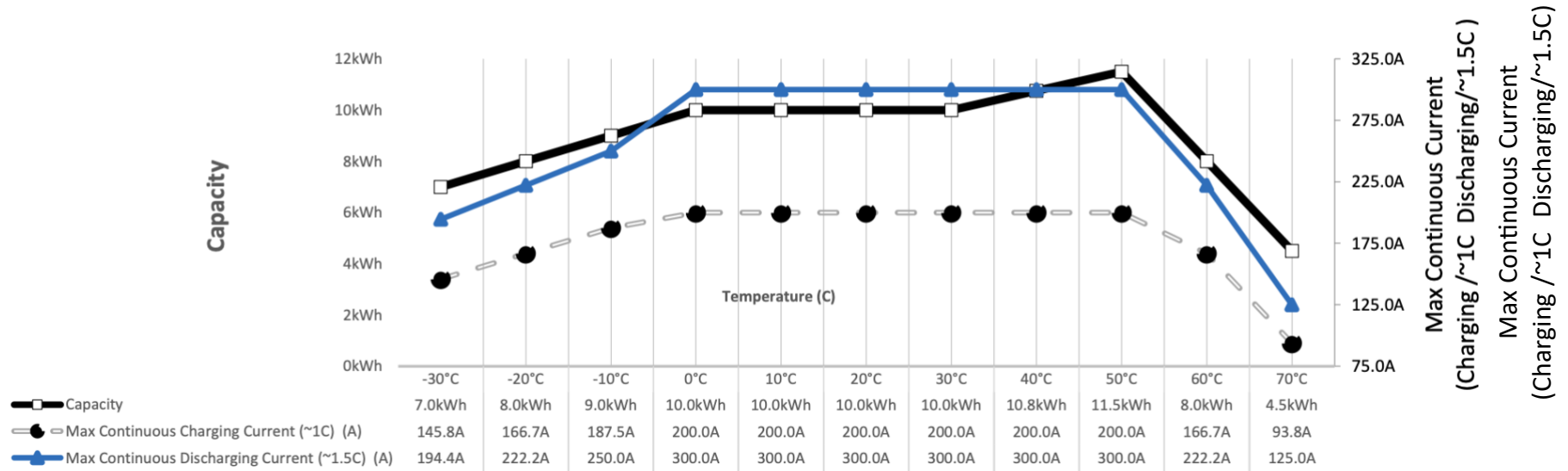


Fig.1: Temperature Specifications of 10kWh 48

